


**From Soccer Booster Website:** ([www.shipsoccerboosters.org](http://www.shipsoccerboosters.org))

- 1.) From the Top Menu - Click on <**Team Corner**>
- 2.) Under HS or MS Schedules click on the team you want updates for. (ex. Boys 8th Grade)  
(*This will take you directly to the Arbiter website schedule for that team.*)
- 3.) Click on  the top right corner
- 4.) You will need to Sign-In to Arbiter or it will prompt you to create a Sign-In.
- 5.) Fill out the info box that comes up. (ex. *see below*)



**Role** - select "Parent" from the drop down menu.

**Alerts** - select the box of how you want to receive updates (Email, Text or both)  
If selected text - Choose your phone carrier from the drop down menu.

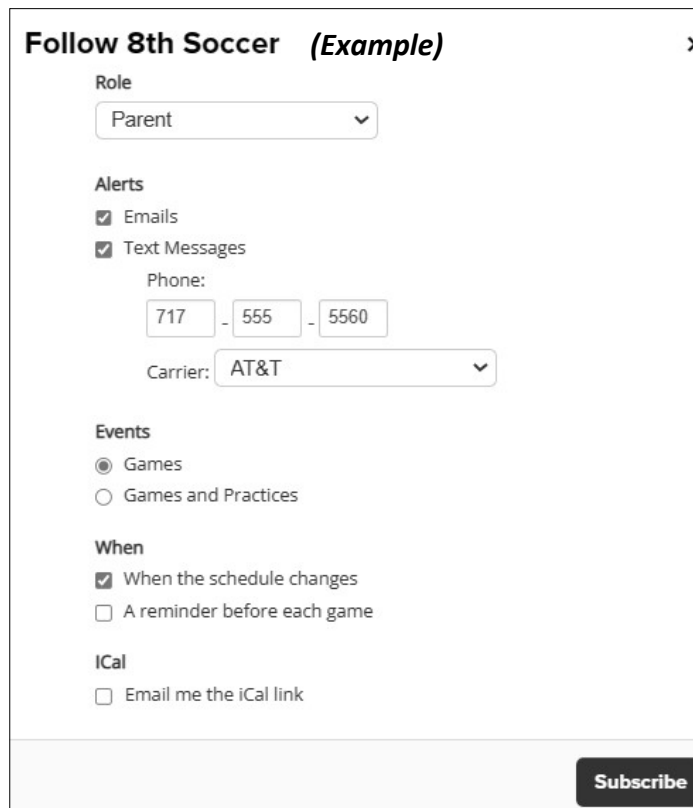
**Events** - Select the "Games" box (practices are not usually posted in Arbiter)

**When** - Select if you want to receive alerts for schedule changes and/or get a reminder for each game.

**iCal** - If selected you will received an email with instructions on how to integrate the Arbiter Schedule with your personal calendar.

- 6.) Click on  This message will appear at the top. 

- 7.) Click on the "x" at the top right corner to exit. You will be taken back to the schedule page.



**Follow 8th Soccer (Example)** x

Role  
Parent

**Alerts**  
 Emails  
 Text Messages  
Phone: 717 - 555 - 5560  
Carrier: AT&T

**Events**  
 Games  
 Games and Practices

**When**  
 When the schedule changes  
 A reminder before each game

**iCal**  
 Email me the iCal link

**Subscribe**

- 8.) You should now receive any changes to the schedule as soon as the Athletic Department updates them.